



Install citrix Workspace app On Windows 10

Author	Philippe Wolfs
Approval	
Document	
Version	
Date	08-feb-2018
Distribution	

Contents

1. INTRODUCTION.....	3
2. PROCEDURE.....	3

1. Introduction

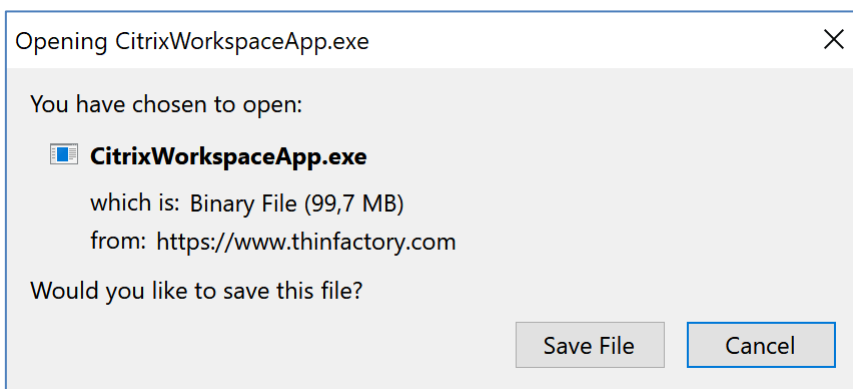
This is a step by step procedure to install the full Citrix Workspace app (receiver) on windows 10 .
If you want to update your citrix receiver you can use the same procedure.
The installer will remove the old receiver & install the new receiver

2. Procedure

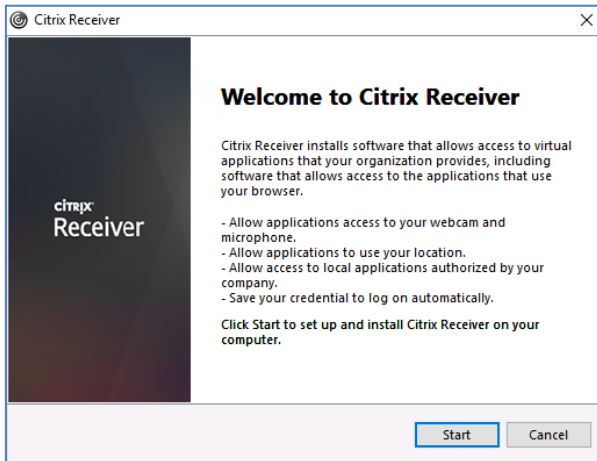
Go to : <https://www.thinfactory.com/downloads>

- ⬇ Teamviewer Quick Support Macintosh
- ⬇ RapidSSL RSA CA 2018
- ⬇ Cloudplaza Backup Client
- ⬇ Teamviewer Quick Support Windows
- ⬇ Citrix receiver diagnostic for Windows
- ⬇ RapidSSL sha256-CA-G3 intermediate certificate
- ⬇ Monitis Smart Agent X64
- ⬇ Citrix Receiver Clean-Up Utility
- ⬇ Citrix Receiver for Mac OSX
- ⬇ **Citrix Workspace App for Windows (Version 1903)**
- ⬇ Open position

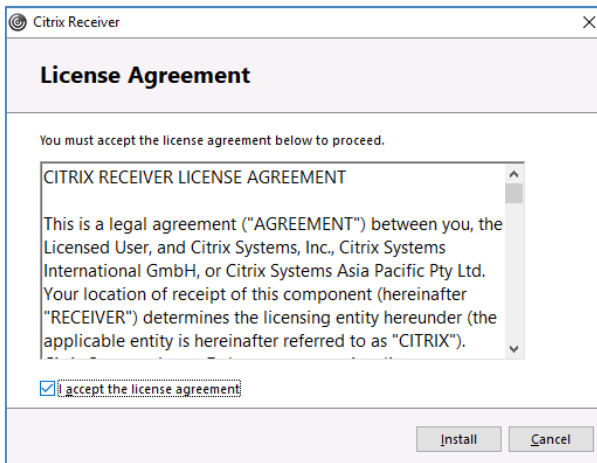
-Click on "Citrix Workspace App for Windows (Version X)"



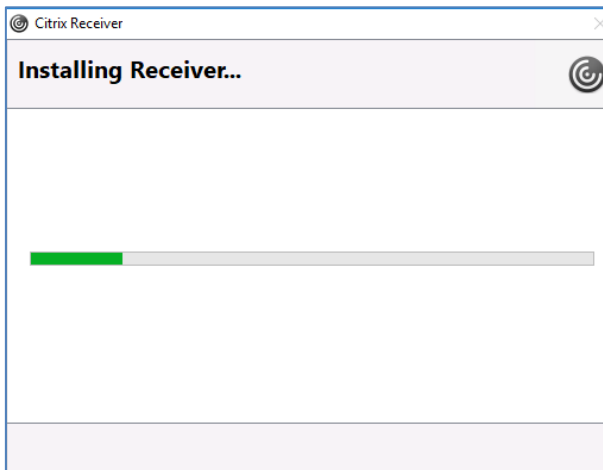
-save & run the installer

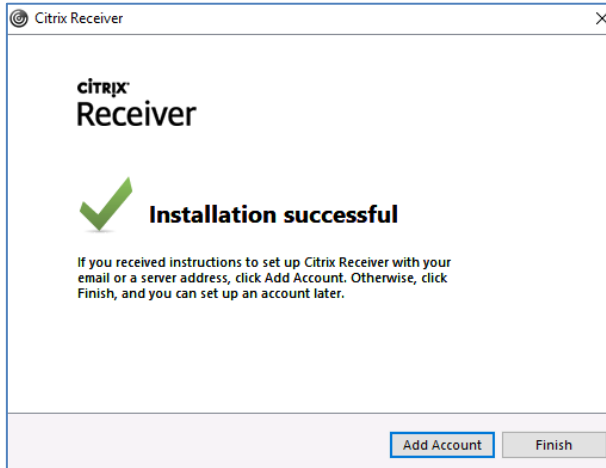


-click start



-Click install





-click finish